

§9 :  tah-ah-teh

25. 

26. 

27. 

















§10 : REVISION

28. 

29. 

30. 

§10 : $\frac{4}{4}$ GRID




Rhythm Reading Exercises LIGHT BLUE

§1 : GENERAL PRINCIPLES

- T notes begin with T
- S rests begin with S
- ah Any note or rest that starts ON the beat is Ah
- eh Any note or rest that starts OFF the beat is Eh

In this leaflet the following are introduced: dotted minims, quavers beamed in 4s, minim and semibreve rests, notes tied over barlines, quaver rests, and dotted notes

EXERCISES

§1 : REVISION :  tah-teh  tah  tah-ah  sah

1. 

2. 

3. 

§2 :  tah-ah-ah

4. 

5. 

6. 

§3 :  tah-teh-tah-teh

7. 
tah tah-teh tah-teh tah tah-teh tah-teh tah tah tah tah-ah-ah

8. 


9. 


§4 :  sah-ah

10. 
tah-ah sah-ah tah tah-teh tah-ah

11. 

12. 

§5 :  sah-ah-ah-ah

13. 
tah-teh-tah-teh tah tah sah-ah-ah-ah tah tah-teh tah-ah tah tah tah-ah

14. 



15. 

§6 :  tah-ah  tah-ah-ah etc.

16. 
tah tah tah tah tah tah - ah tah tah-ah tah-ah tah tah - ah tah

17. 

18. 

§7 :  sah-teh and  tah-seh
(Hint: draw a square round each crotchet beat)

19. 
tah seh tah seh tah-teh tah tah seh tah seh tah tah

20. 

21. 

§8 :  tah and  tah-ah-teh

22. 
tah - ah teh tah - ah teh tah tah-teh tah-ah

23. 

24. 
